



CATALOGUE

NHÔM XÂY DỰNG CỬA HỆ S76

*ALUMINIUM FOR BUILDING & CONSTRUCTION
DOOR S76*

THƯ NGỎ OPEN LETTER

Kính gửi Quý Khách hàng và đối tác,

Công ty TNHH Nhôm định hình Sapa Bến Thành (Sapa BTG) chân thành cảm ơn Quý khách hàng đã luôn tin tưởng và đồng hành cùng chúng tôi.

Được thành lập từ năm 1996, Sapa BTG có 30 năm kinh nghiệm trên thị trường, chuyên sản xuất và cung cấp sản phẩm nhôm định hình chất lượng cao, đáp ứng theo các tiêu chuẩn quốc tế (như JIS, ASTM, EN, AS/NZS, AA, ISO...).

Sản phẩm được sử dụng phôi nhôm chính phẩm, xử lý bề mặt cao cấp bằng công nghệ hiện đại và gia công cơ khí hoàn chỉnh, nên ứng dụng rộng rãi trong hầu hết các lĩnh vực, từ kiến trúc xây dựng, trang trí nội thất, gia dụng đến các ngành công nghiệp đòi hỏi kỹ thuật cao như cơ khí, điện, điện tử, vận tải, ô tô, đóng tàu, năng lượng (mặt trời và gió).

Quan điểm kinh doanh được xây dựng dựa trên mối quan hệ mật thiết với khách hàng và đặt chất lượng lên hàng đầu. Đây là nền tảng giúp Sapa BTG trở thành đối tác chiến lược và nhà cung cấp uy tín của nhiều doanh nghiệp lớn trong và ngoài nước. Chúng tôi tin rằng với năng lực và kinh nghiệm chuyên sâu, Sapa BTG sẽ giúp quý khách hàng tối ưu hóa chi phí thông qua những giải pháp kỹ thuật hợp lý.

Sapa BTG mong muốn trở thành đối tác chiến lược đồng hành và đóng góp vào sự phát triển bền vững của Quý khách hàng.

Trân trọng,

Sapa BTG.

Dear valued customers and partners,

Sapa Ben Thanh Extrusion Co., Ltd. (Sapa BTG) wishes to extend its sincere gratitude for your consistent trust and partnership.

Established in 1996, Sapa BTG now stands on three decades of proven experience in the market. We are dedicated to manufacturing and supplying the high-quality aluminium extrusion product, compliant to the international standards (including JIS, ASTM, EN, AS/NZS, AA, ISO, etc.).

Our products are extruded from the primary aluminum billet, featuring advanced surface treatment technologies and the meticulous mechanical machining. This ensures their wide application across diverse sectors: Architecture & Construction, Interior and External Furniture, and Household Goods, as well as highly demanding industrial fields such as Mechanical, Electrical, Electronics, Transportation, Automotive, Shipbuilding, and Renewable Energy (Solar and Wind).

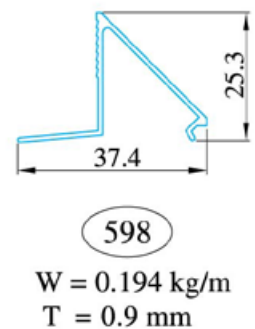
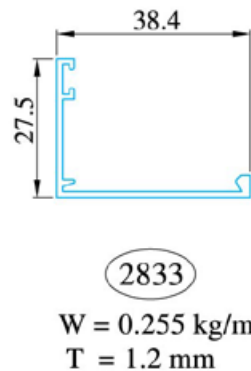
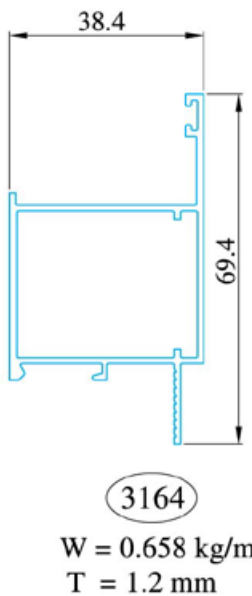
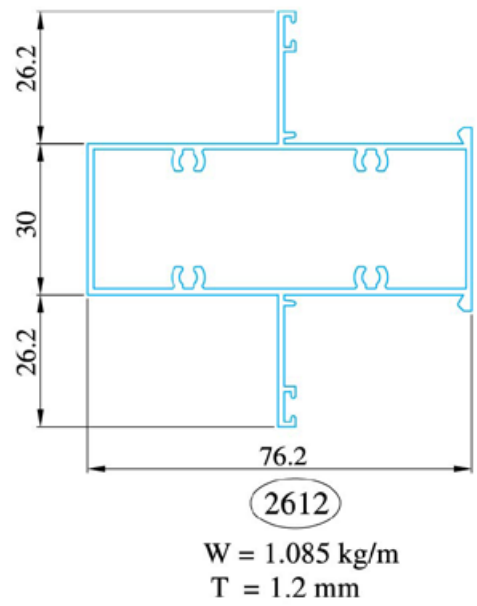
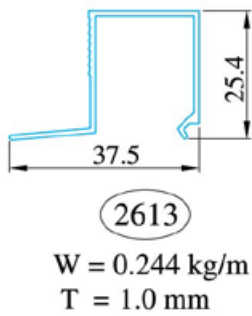
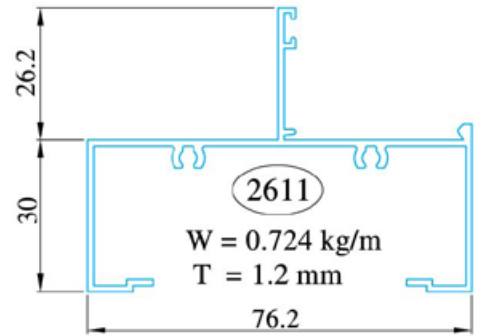
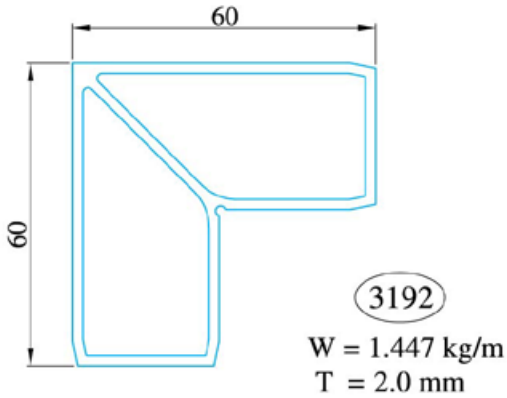
Our business motto is based on close relationships with customers and the dedication to quality excellence. This foundation has established Sapa BTG as a strategic partner and trusted supplier to many leading companies, both locally and globally. We are confident that our in-depth expertise and operational capacity will assist you in achieving the cost-efficiency via practical engineering solutions.

Sapa BTG looks forward to serving as your trusted strategic partner, actively contributing to your success and sustainable growth for years to come.

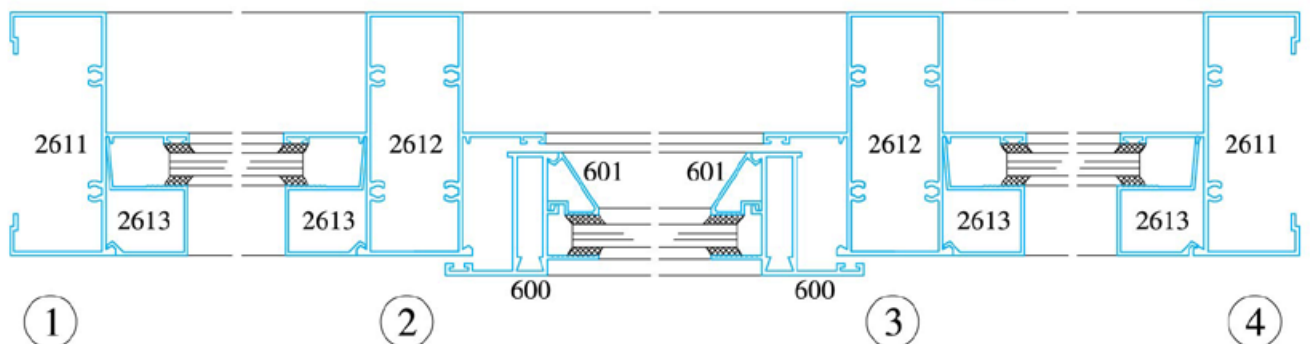
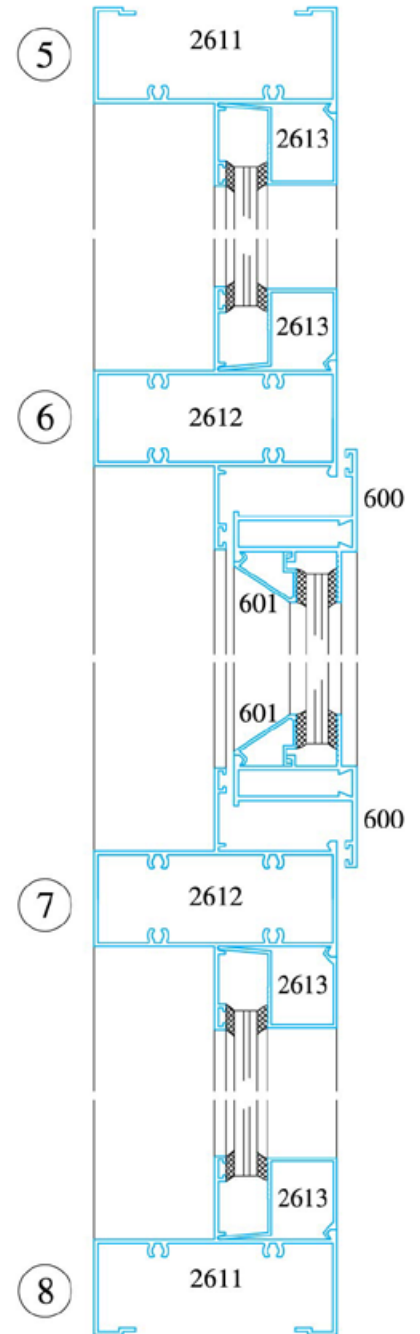

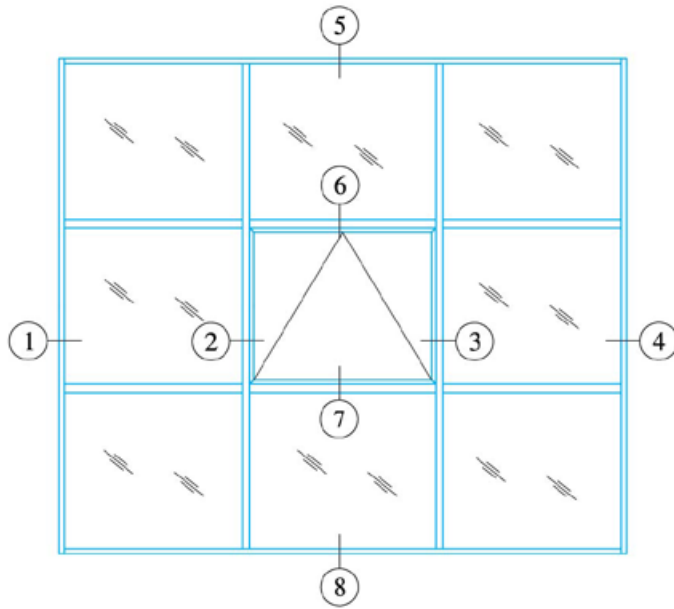
Sincerely,

Sapa BTG.

CỬA SỔ BẬT HỆ 76, ĐỘ DÀY TRUNG BÌNH 1.0 - 1.2 mm
CASEMENT WINDOW 76, AVERAGE THICKNESS 1.0 - 1.2 mm

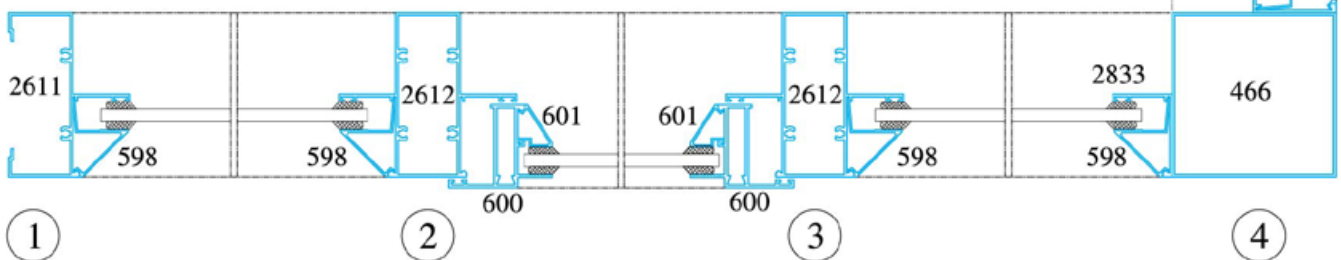
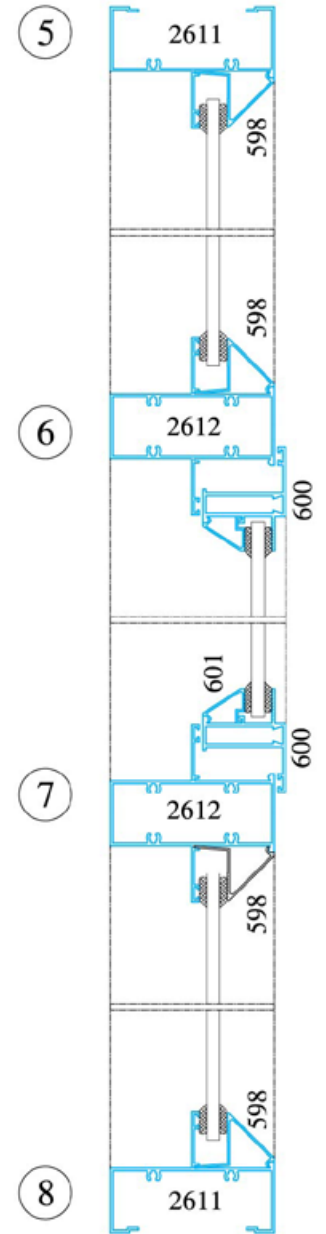

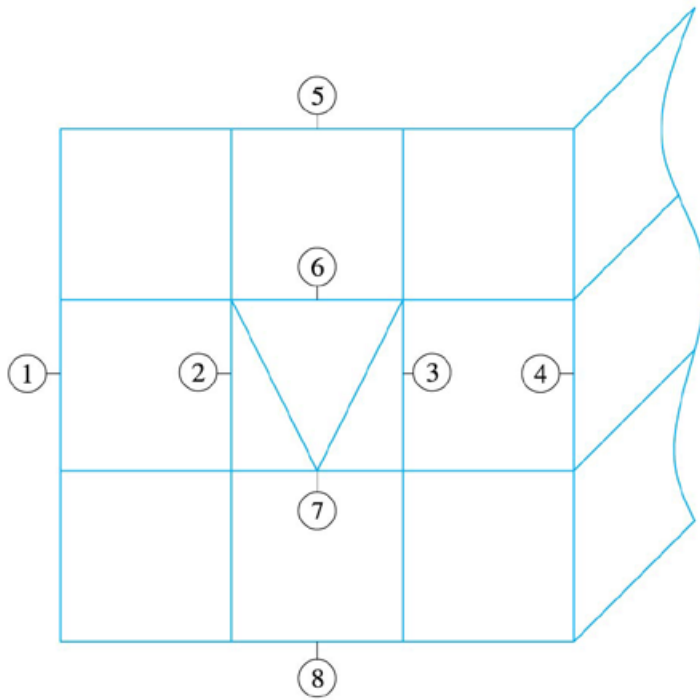


CỬA SỔ BẠT HỆ 76, ĐỘ DÀY TRUNG BÌNH 1.0 - 1.2 mm
CASEMENT WINDOW 76, AVERAGE THICKNESS 1.0 - 1.2 mm



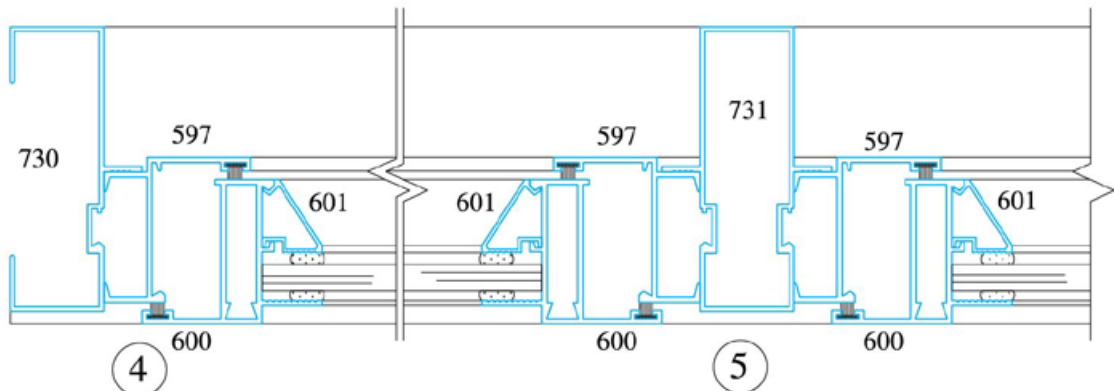
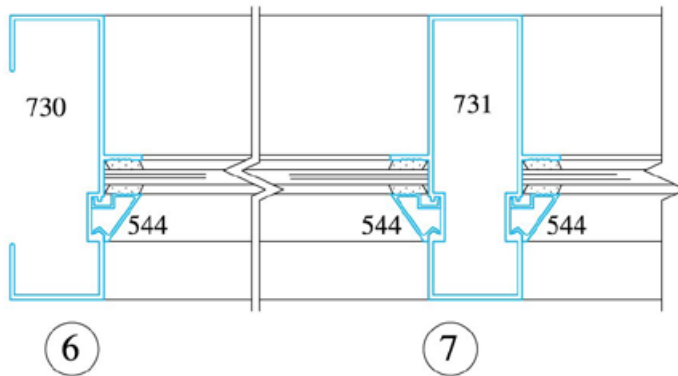
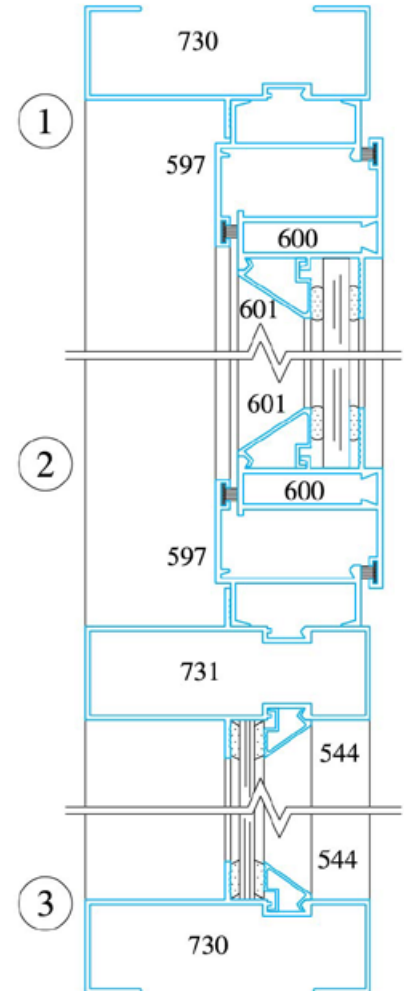
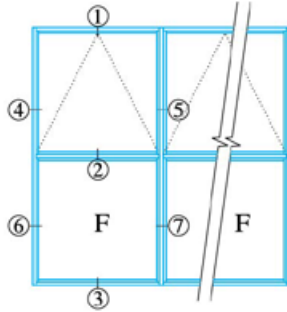
Option: 601 / 2870 ; 598 / 2613

CỬA SỔ BẬT HỆ 76, ĐỘ DÀY TRUNG BÌNH 1.0 - 1.2 mm
CASEMENT WINDOW 76, AVERAGE THICKNESS 1.0 - 1.2 mm



Option: 601 / 2870 ; 598 / 2613

CỬA SỔ BẬT HỆ 76, ĐỘ DÀY TRUNG BÌNH 1.0 - 1.2 mm
CASEMENT WINDOW 76, AVERAGE THICKNESS 1.0 - 1.2 mm

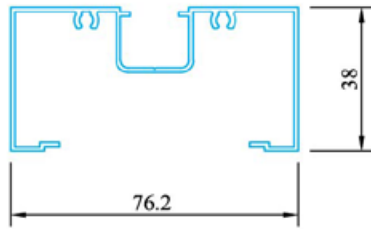


Option: 601 / 2870

CỬA SỔ BẬT HỆ 76, ĐỘ DÀY TRUNG BÌNH 1.0 - 1.2 mm
CASEMENT WINDOW 76, AVERAGE THICKNESS 1.0 - 1.2 mm

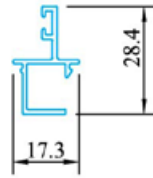


CỬA ĐI MỞ QUAY HỆ 76, ĐỘ DÀY TRUNG BÌNH 1.0 - 1.4 mm
SWING DOOR 76, AVERAGE THICKNESS 1.0 - 1.4 mm



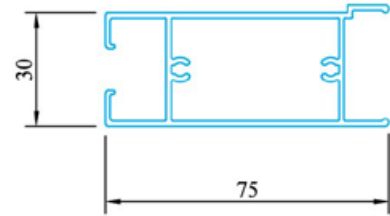
219

W = 0.732 kg/m
T = 1.15 mm



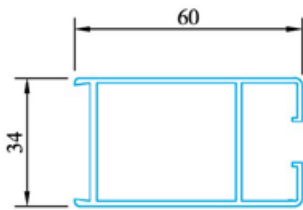
4485

W = 0.216 kg/m
T = 1.2 mm



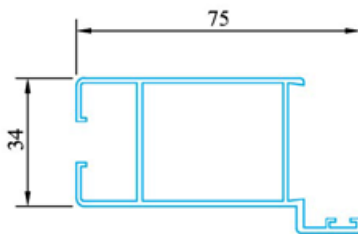
4483

W = 0.909 kg/m
T = 1.4 mm



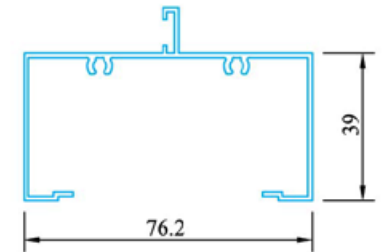
217

W = 0.797 kg/m
T = 1.4 mm



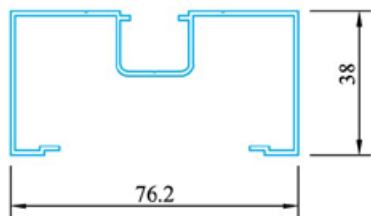
226

W = 0.875 kg/m
T = 1.4 mm



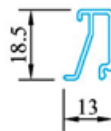
826

W = 0.682 kg/m
T = 1.15 mm



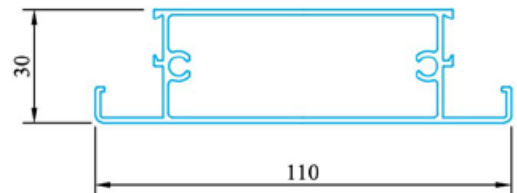
234

W = 0.656 kg/m
T = 1.15 mm



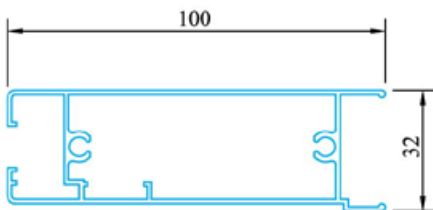
224

W = 0.143 kg/m
T = 1.0 mm



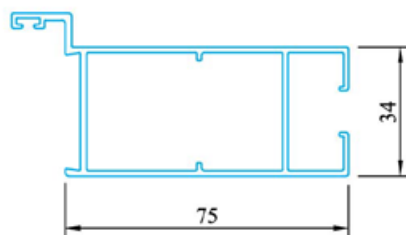
223

W = 1.121 kg/m
T = 1.4 mm



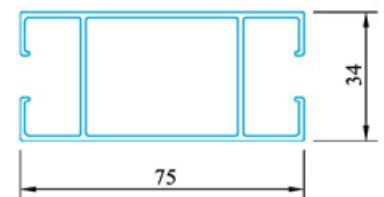
225

W = 1.050 kg/m
T = 1.2 mm



4767

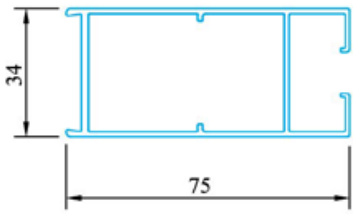
W = 1.052 kg/m
T = 1.4 mm



4654

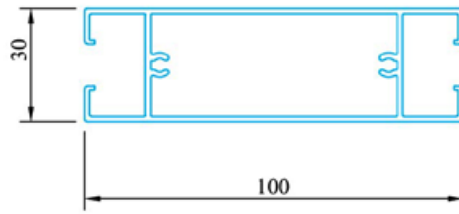
W = 0.949 kg/m
T = 1.4 mm

CỬA ĐI MỞ QUAY HỆ 76, ĐỘ DÀY TRUNG BÌNH 1.0 - 1.4 mm
SWING DOOR 76, AVERAGE THICKNESS 1.0 - 1.4 mm



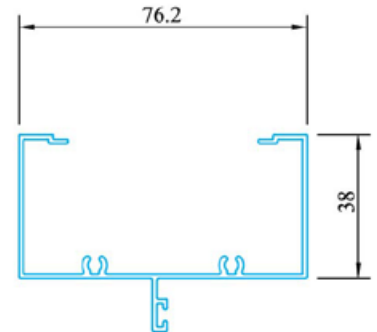
4481

W = 0.928 kg/m
 T = 1.4 mm



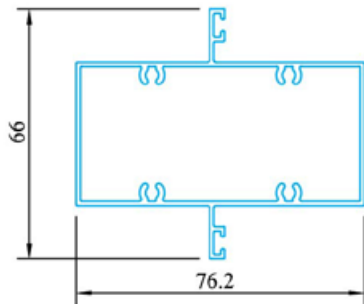
4484

W = 1.161 kg/m
 T = 1.4 mm



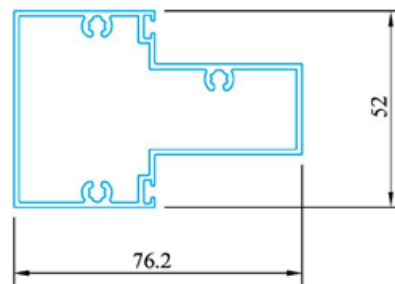
4482

W = 0.697 kg/m
 T = 1.15 mm



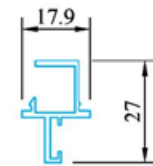
4608

W = 0.996 kg/m
 T = 1.15 mm



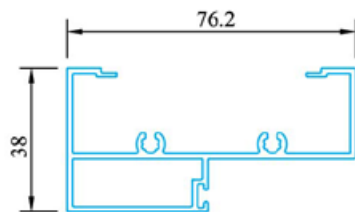
4768

W = 1.146 kg/m
 T = 1.4 mm



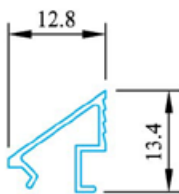
229

W = 0.225 kg/m
 T = 1.35 mm



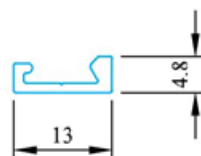
4769

W = 0.909 kg/m
 T = 1.4 mm



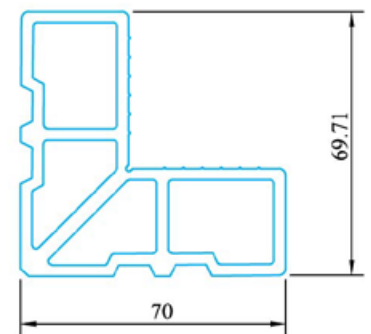
544

W = 0.083 kg/m
 T = 0.8 mm



4655

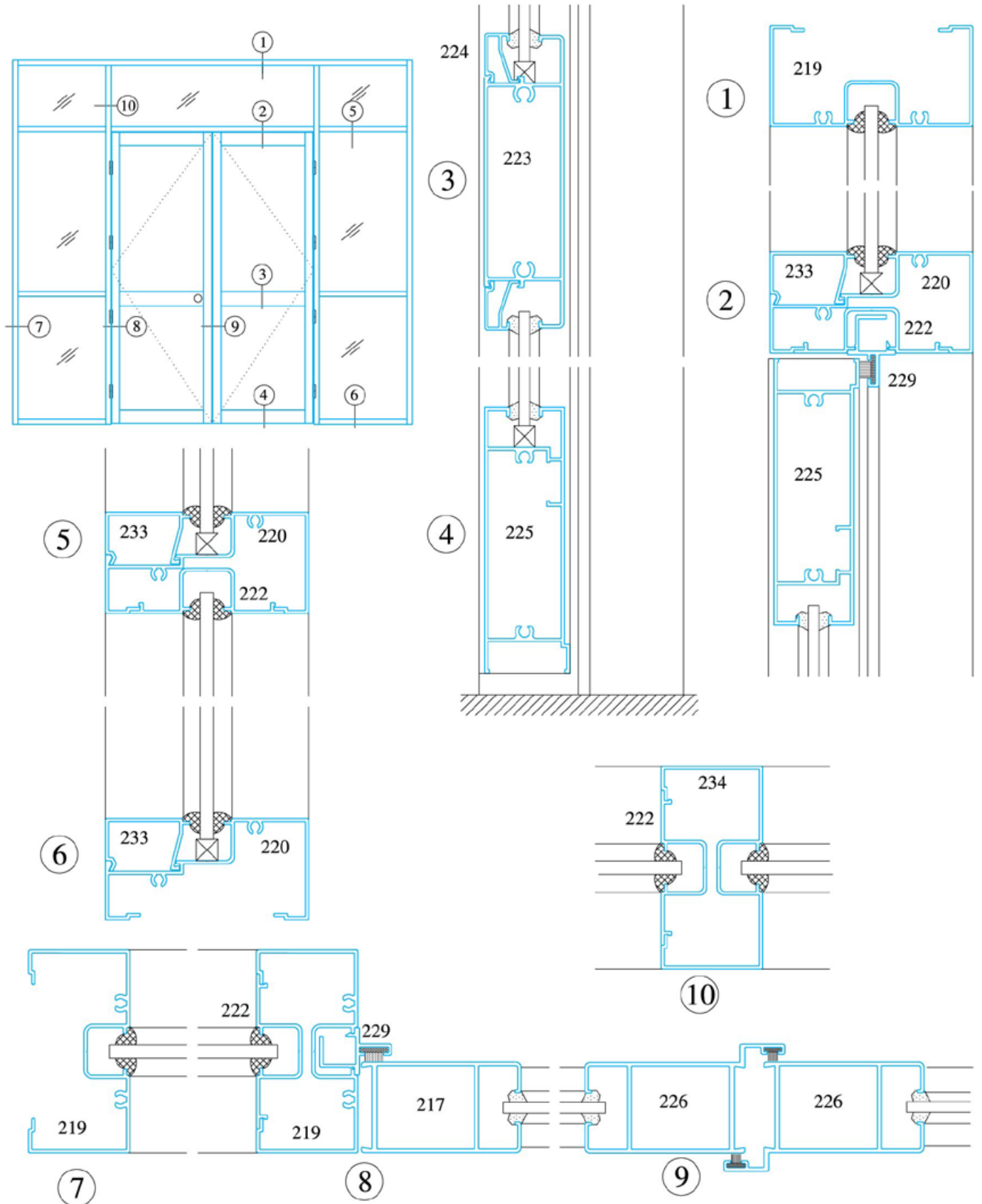
W = 0.081 kg/m
 T = 1.3 mm



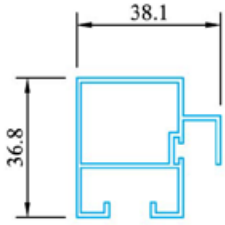
3555

W = 2.975 kg/m
 T = 3.0 mm

CỬA ĐI MỞ QUAY HỆ 76, ĐỘ DÀY TRUNG BÌNH 1.0 - 1.4 mm
SWING DOOR 76, AVERAGE THICKNESS 1.0 - 1.4 mm

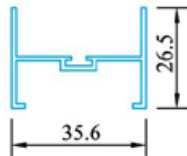


CỬA ĐI MỞ QUAY HỆ 76, ĐỘ DÀY TRUNG BÌNH 1.0 - 1.4 mm
SWING DOOR 76, AVERAGE THICKNESS 1.0 - 1.4 mm



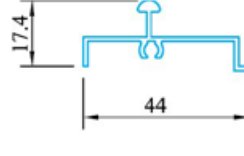
210

W = 0.559 kg/m
T = 1.2 mm



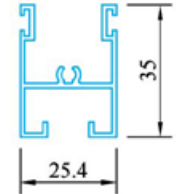
214

W = 0.321 kg/m
T = 1.2 mm



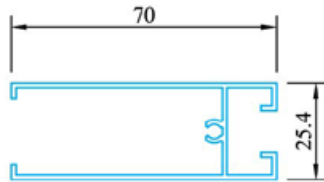
212

W = 0.289 kg/m
T = 1.2 mm



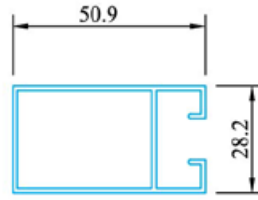
205

W = 0.446 kg/m
T = 1.2 mm



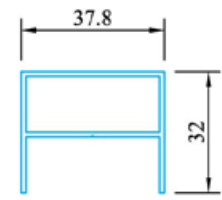
206

W = 0.643 kg/m
T = 1.2 mm



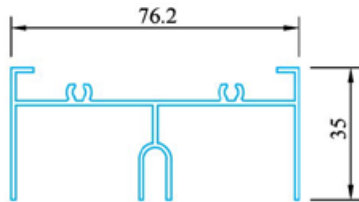
213

W = 0.567 kg/m
T = 1.2 mm



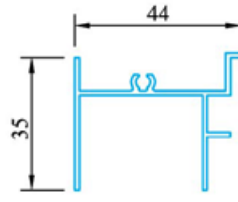
554

W = 0.437 kg/m
T = 1.2 mm



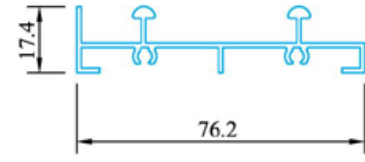
207

W = 0.713 kg/m
T = 1.2 mm



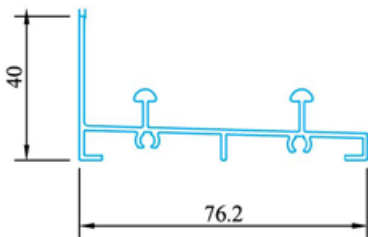
202

W = 0.424 kg/m
T = 1.2 mm



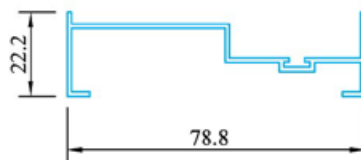
211

W = 0.570 kg/m
T = 1.2 mm



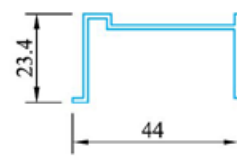
1778

W = 0.634 kg/m
T = 1.2 mm



215

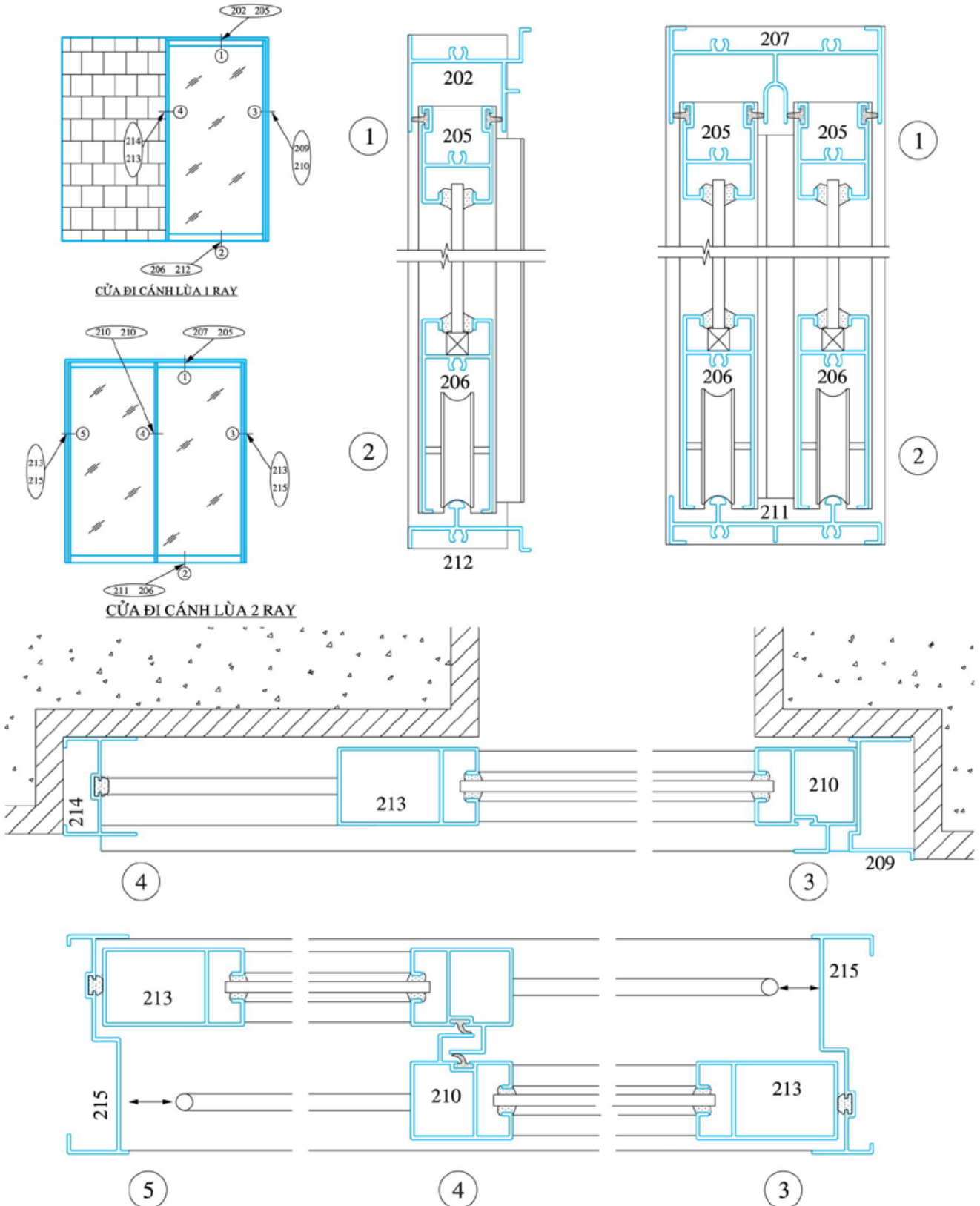
W = 0.486 kg/m
T = 1.2 mm



209

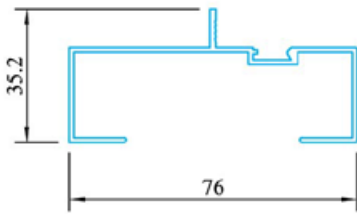
W = 0.294 kg/m
T = 1.2 mm

CỬA ĐI MỞ QUAY HỆ 76, ĐỘ DÀY TRUNG BÌNH 1.0 - 1.4 mm
SWING DOOR 76, AVERAGE THICKNESS 1.0 - 1.4 mm



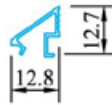
Option: 211 / 1778

VÁCH NGẮN HỆ 76, ĐỘ DÀY TRUNG BÌNH 1.0 - 1.4 mm
PARTITION 76, AVERAGE THICKNESS 1.0 - 1.4 mm



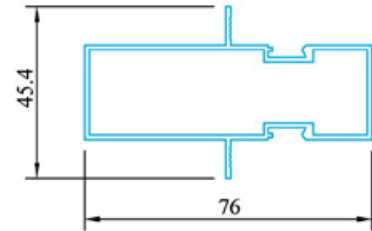
730

W = 0.563 kg/m
 T = 1.2 mm



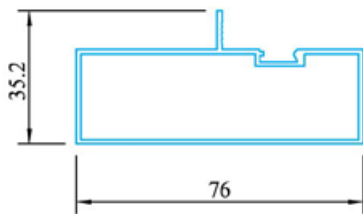
544

W = 0.083 kg/m
 T = 0.8 mm



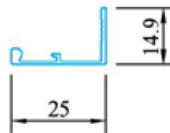
731

W = 0.785 kg/m
 T = 1.2 mm



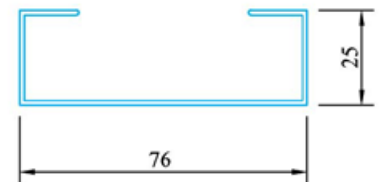
732

W = 0.712 kg/m
 T = 1.2 mm



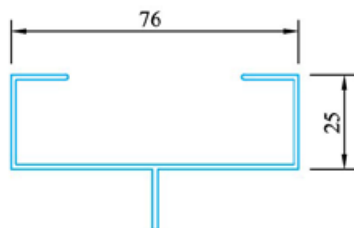
5311

W = 0.128 kg/m
 T = 0.8 mm



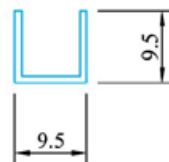
265

W = 0.492 kg/m
 T = 1.2 mm



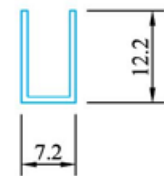
266

W = 0.554 kg/m
 T = 1.2 mm



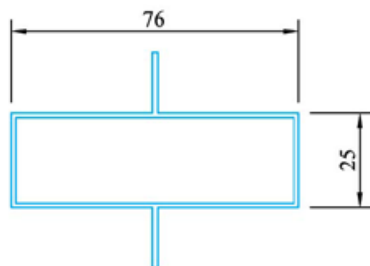
724

W = 0.065 kg/m
 T = 0.9 mm



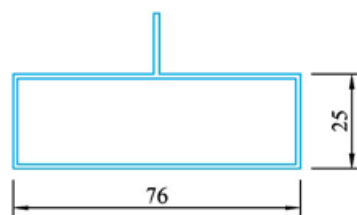
541

W = 0.065 kg/m
 T = 0.8 mm



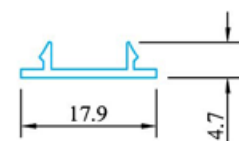
264

W = 0.769 kg/m
 T = 1.2 mm



420

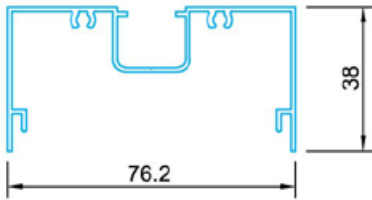
W = 0.704 kg/m
 T = 1.2 mm



235

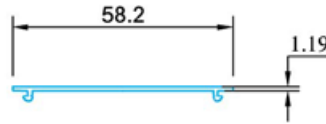
W = 0.077 kg/m
 T = 1.2 mm

VÁCH NGĂN HỆ 76, ĐỘ DÀY TRUNG BÌNH 1.0 - 1.4 mm
PARTITION 76, AVERAGE THICKNESS 1.0 - 1.4 mm



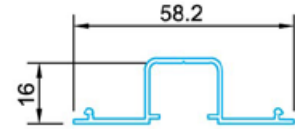
236

W = 0.705 kg/m
T = 1.15 mm



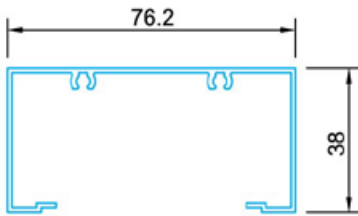
232

W = 0.203 kg/m
T = 1.15 mm



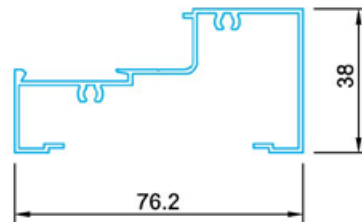
222

W = 0.311 kg/m
T = 1.15 mm



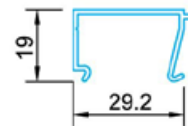
221

W = 0.624 kg/m
T = 1.15 mm



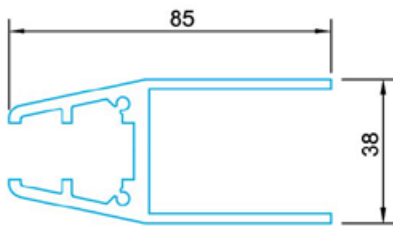
220

W = 0.656 kg/m
T = 1.15 mm



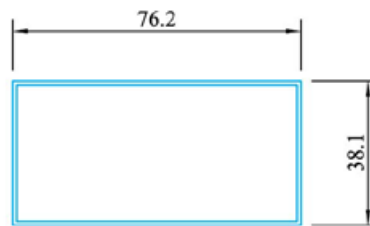
233

W = 0.228 kg/m
T = 1.15 mm



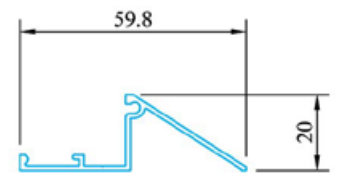
244

W = 1.790 kg/m
T = 2.5 mm



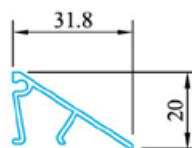
472

W = 0.607 kg/m
T = 1.0 mm



1190

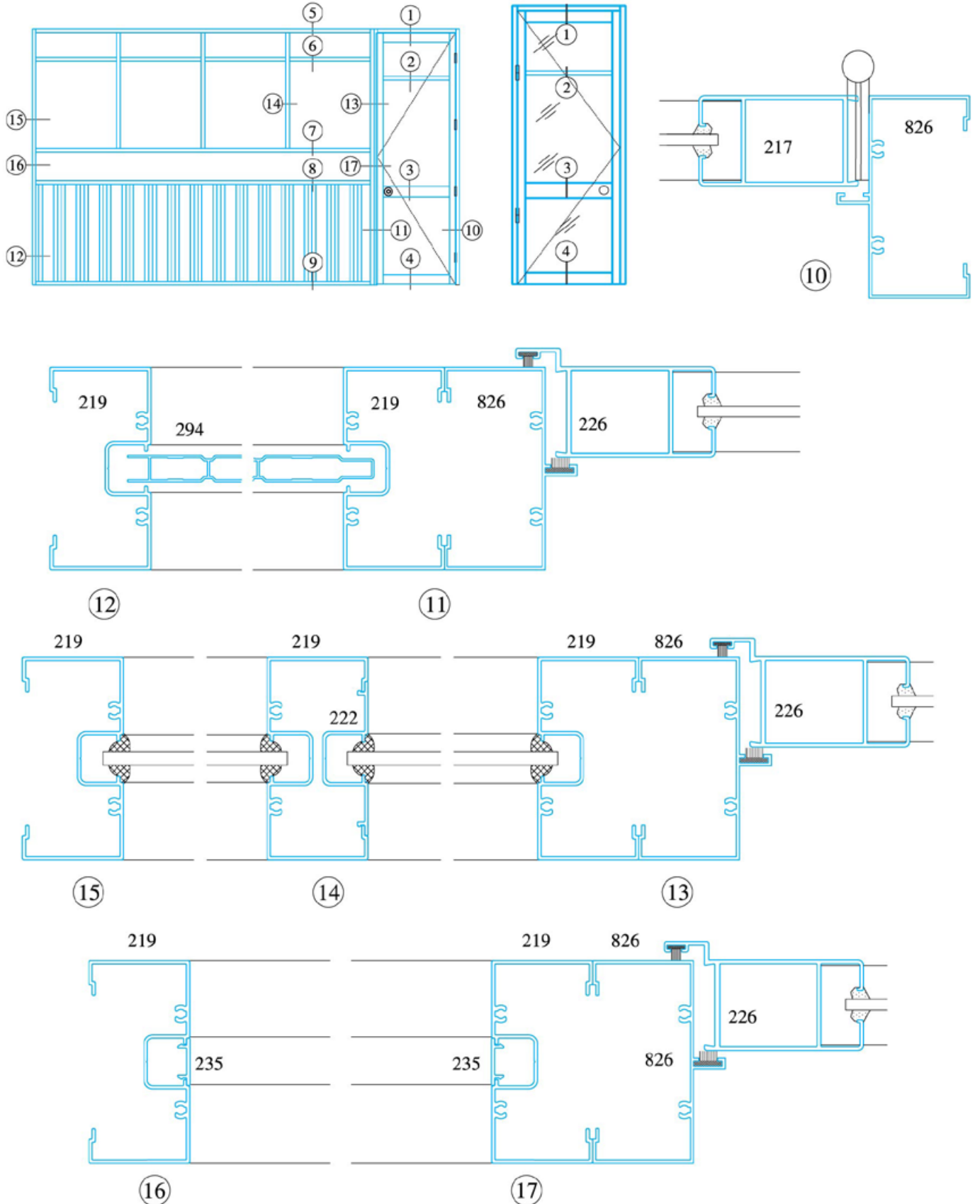
W = 0.313 kg/m
T = 1.2 mm



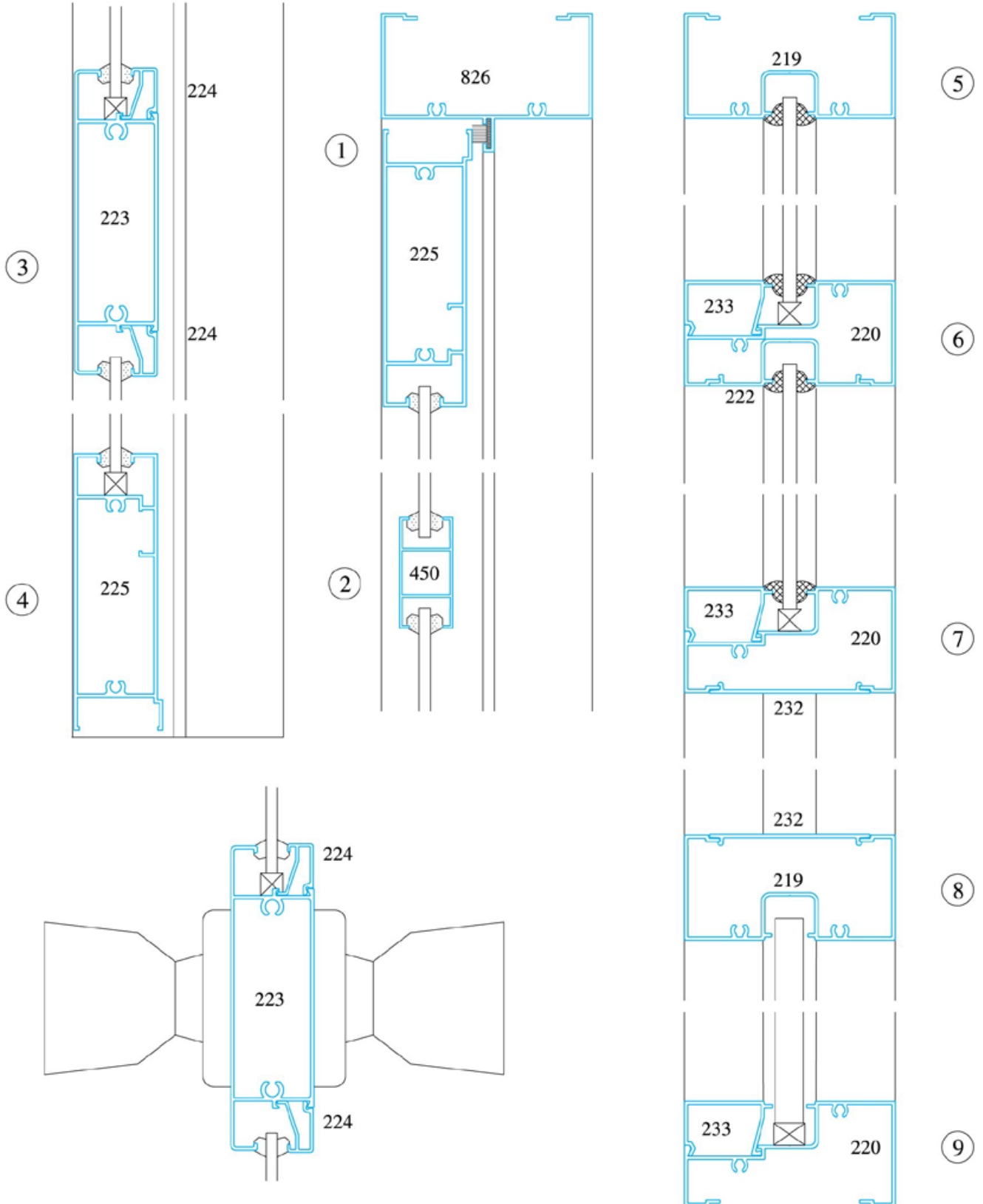
1191

W = 0.226 kg/m
T = 1.2 mm

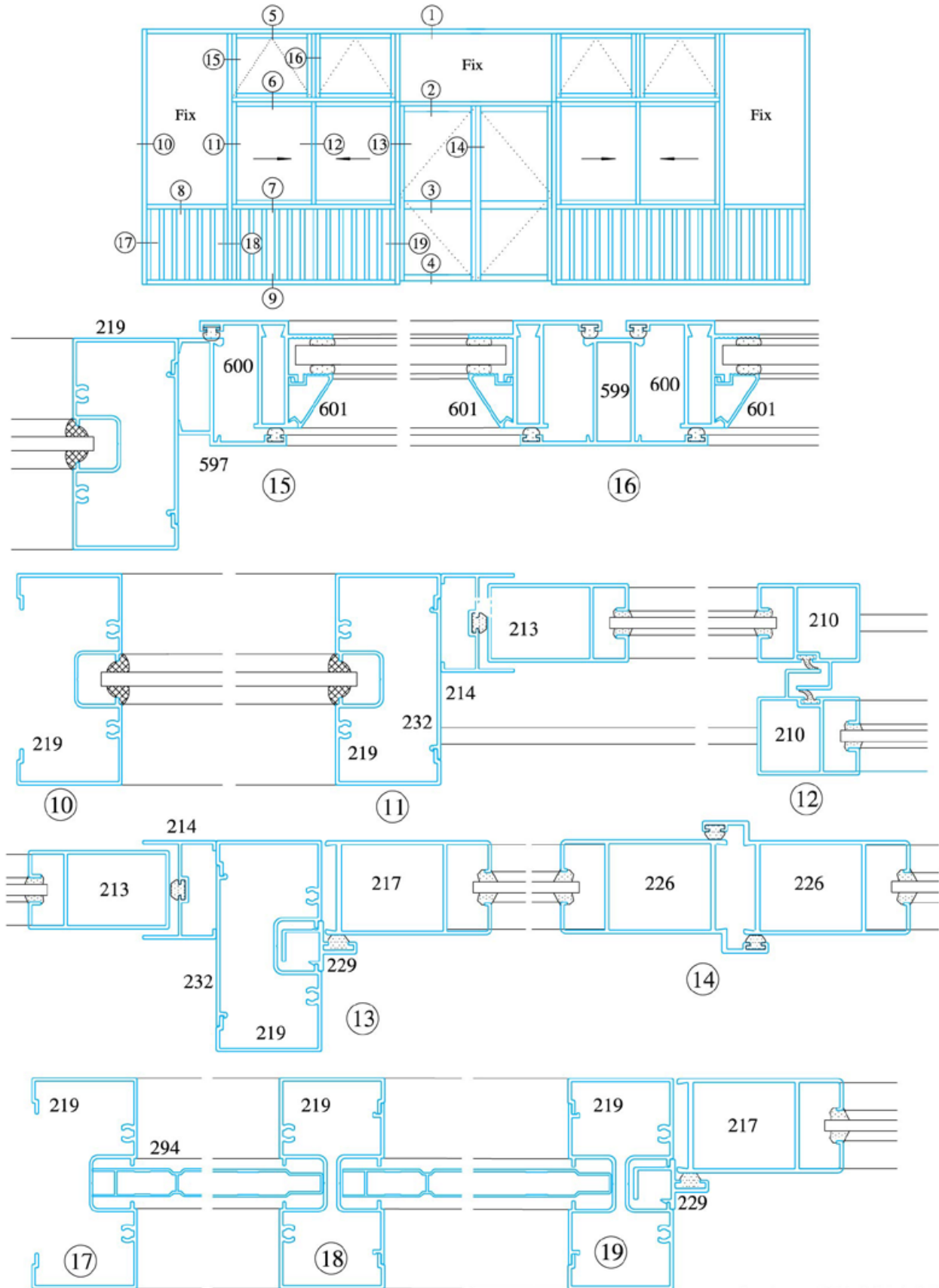
VÁCH NGĂN HỆ 76, ĐỘ DÀY TRUNG BÌNH 1.0 - 1.4 mm
PARTITION 76, AVERAGE THICKNESS 1.0 - 1.4 mm



VÁCH NGẮN HỆ 76, ĐỘ DÀY TRUNG BÌNH 1.0 - 1.4 mm
PARTITION 76, AVERAGE THICKNESS 1.0 - 1.4 mm

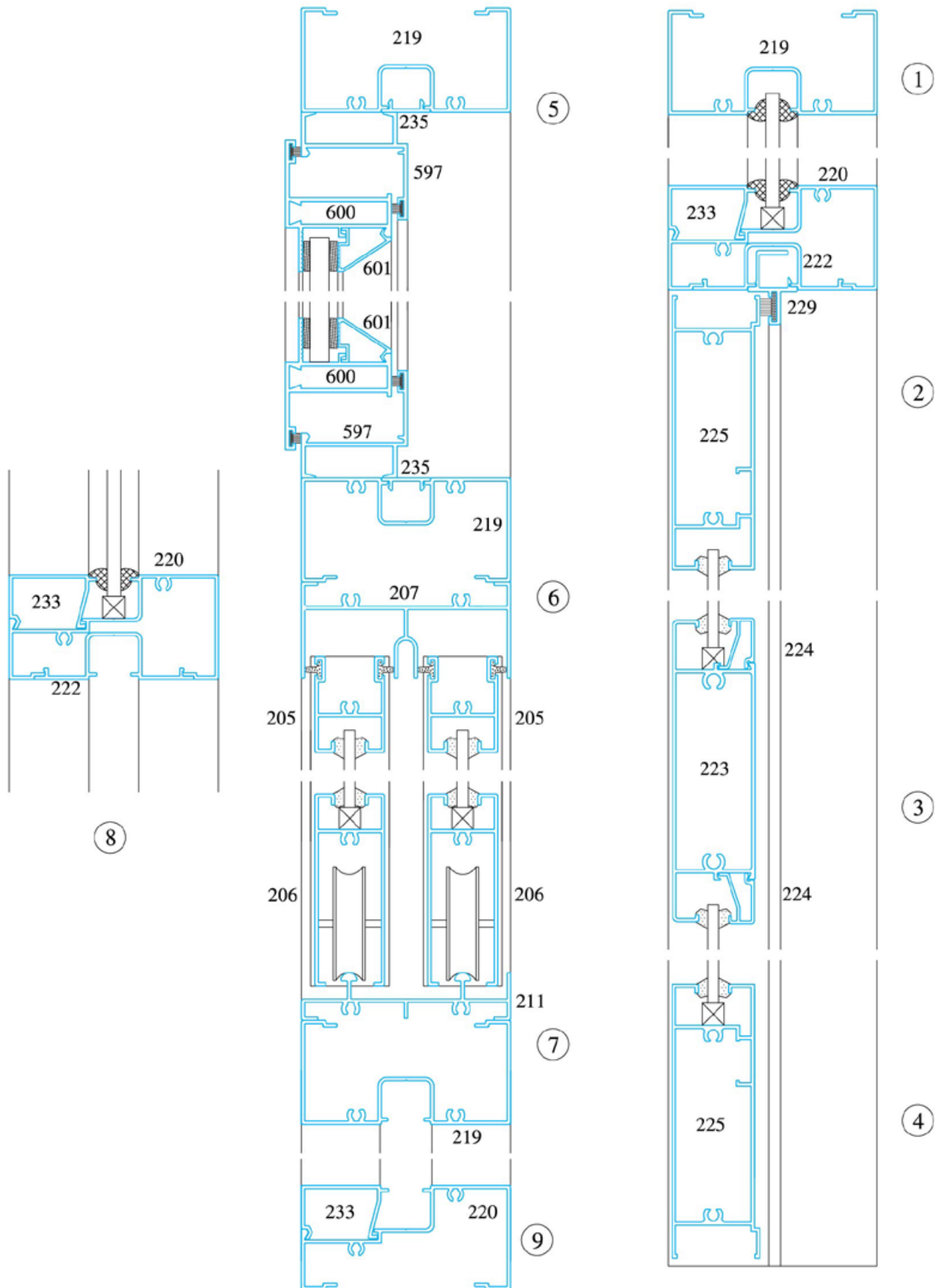


VÁCH NGẮN HỆ 76, ĐỘ DÀY TRUNG BÌNH 1.0 - 1.4 mm
PARTITION 76, AVERAGE THICKNESS 1.0 - 1.4 mm

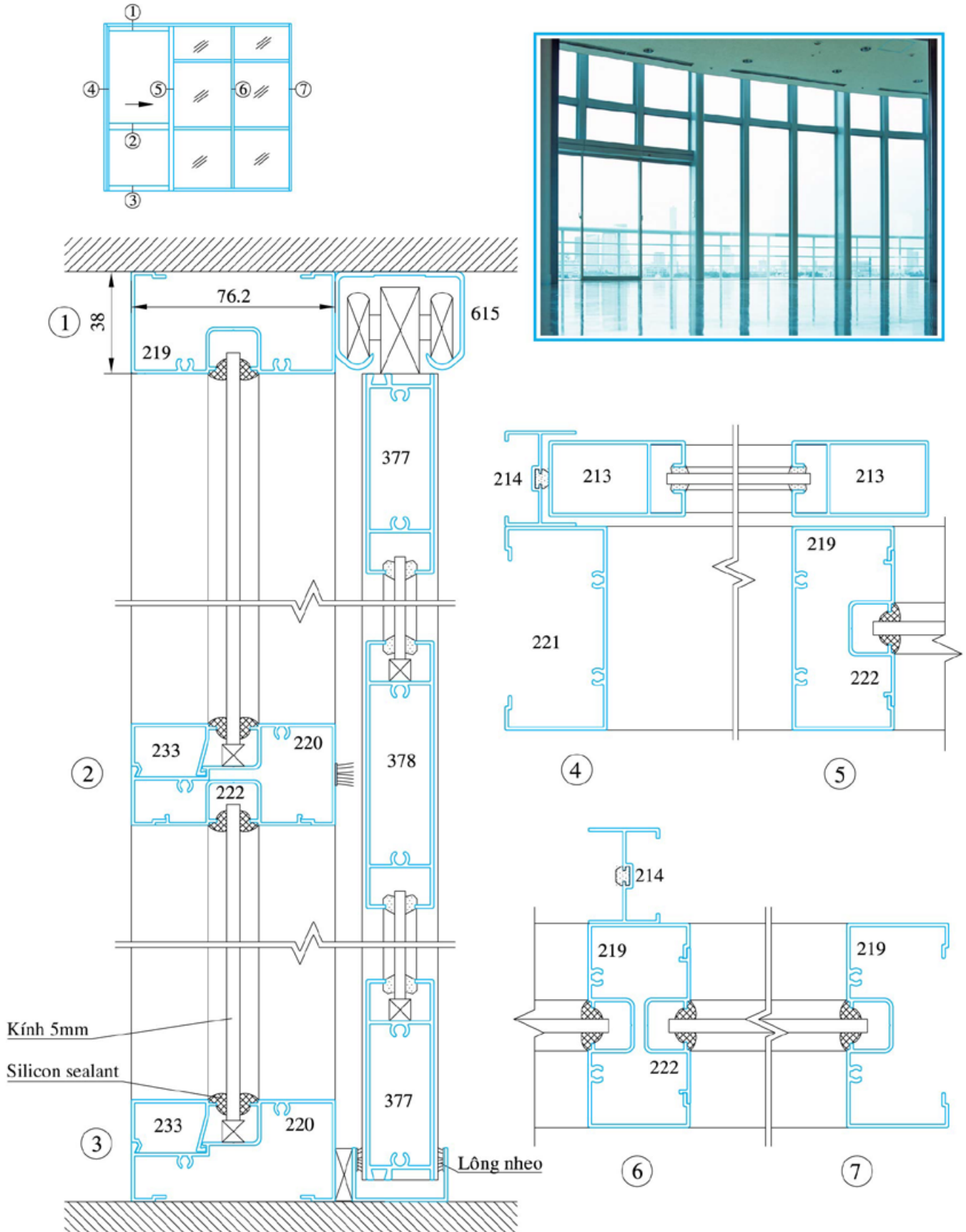


Option: 274 / 294 / 295

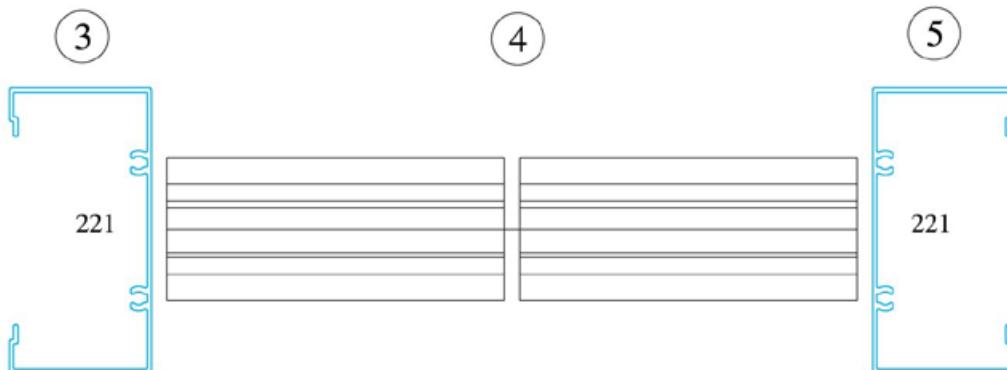
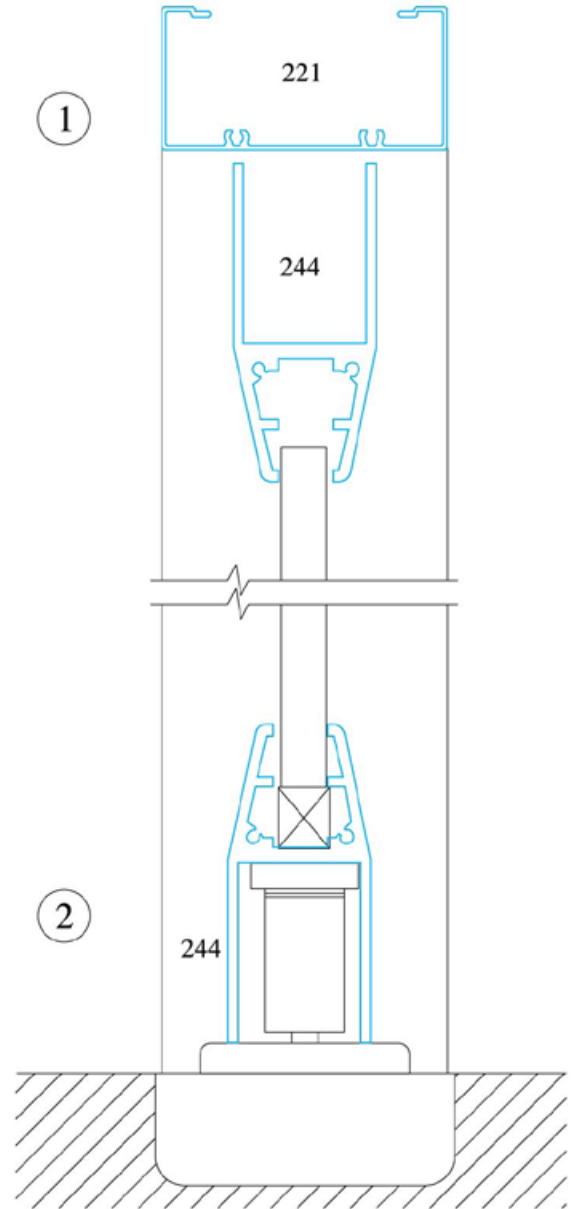
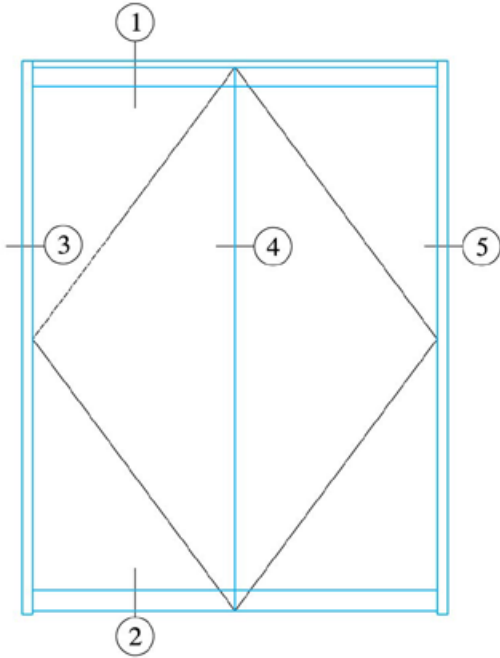
VÁCH NGẮN HỆ 76, ĐỘ DÀY TRUNG BÌNH 1.0 - 1.4 mm
PARTITION 76, AVERAGE THICKNESS 1.0 - 1.4 mm



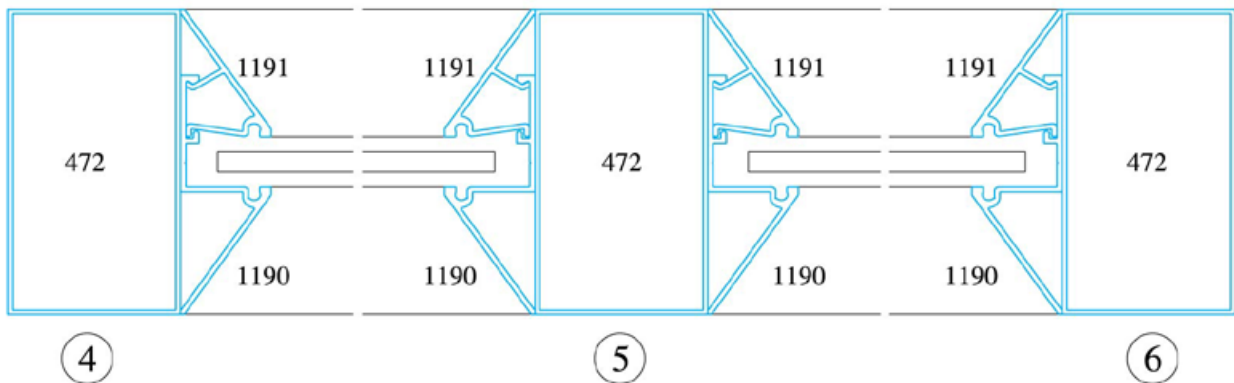
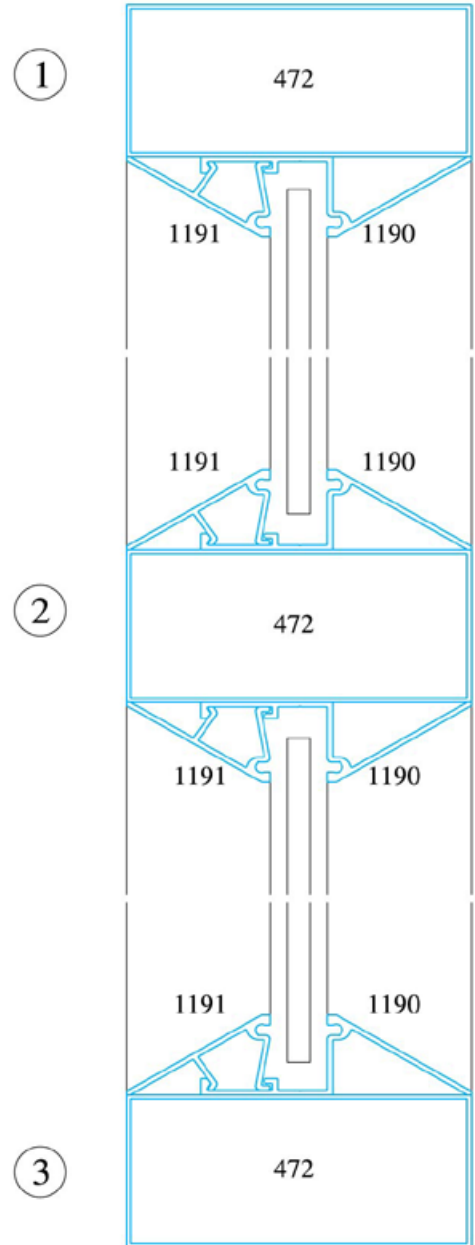
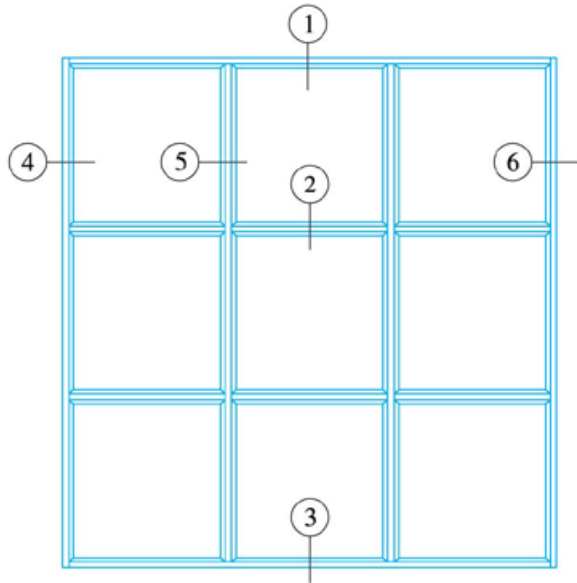
VÁCH NGĂN HỆ 76, ĐỘ DÀY TRUNG BÌNH 1.0 - 1.4 mm
PARTITION 76, AVERAGE THICKNESS 1.0 - 1.4 mm



VÁCH NGĂN HỆ 76, ĐỘ DÀY TRUNG BÌNH 1.0 - 1.4 mm
PARTITION 76, AVERAGE THICKNESS 1.0 - 1.4 mm



VÁCH NGĂN HỆ 76, ĐỘ DÀY TRUNG BÌNH 1.0 - 1.4 mm
PARTITION 76, AVERAGE THICKNESS 1.0 - 1.4 mm



VÁCH NGĂN HỆ 76, ĐỘ DÀY TRUNG BÌNH 1.0 - 1.4 mm
PARTITION 76, AVERAGE THICKNESS 1.0 - 1.4 mm



SAPA BEN THANH ALUMINIUM PROFILES CO., LTD.

Add: Lot C, Street No. 3, Binh Chieu IP, Tam Binh Ward, Ho Chi Minh City, Vietnam

Tel: (028) 3896 8780

Email: sales@sapabtg.com - **Website:** www.sapabtg.com